




PRODUCT
CATALOG
VERTICAL TRIPOD
TURNSTILE
CP113-3 LED A+F





VERTICAL TRIPOD TURNSTILE CP113-3 LED A+F

CP-113-3 LED Tripod turnstile have three rotating arms that block or allow passage when activated. These arms rotate in one direction and typically return to their default position after each use. Tripod turnstiles are commonly used in a variety of settings to enhance security, manage access, and prevent unauthorized entry.

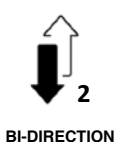
Tripod security gates can be configured for uni-directional or bi-directional use. In uni-directional mode, they permit passage in only one direction, while in bi-directional mode, they allow entry and exit through the same turnstile.

Tripod turnstile features lights and audible signals to inform users whether access is granted or denied, promoting smooth and efficient passage.

Tripod turnstiles are made of sturdy materials such as 304 stainless steel and they are durable and resistant to wear and tear, even in high traffic areas. They can be used indoors or outdoors.



PASSING SPEED



BI-DIRECTION



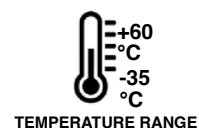
POWER SUPPLY



ANTI-TAILGATING



PROTECTIVE LEVEL



TEMPERATURE RANGE

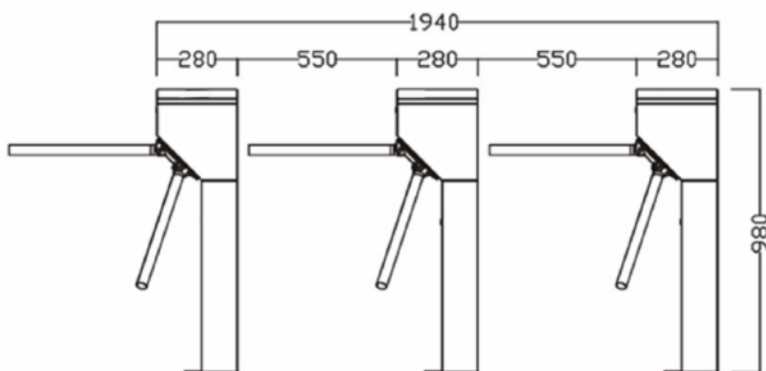
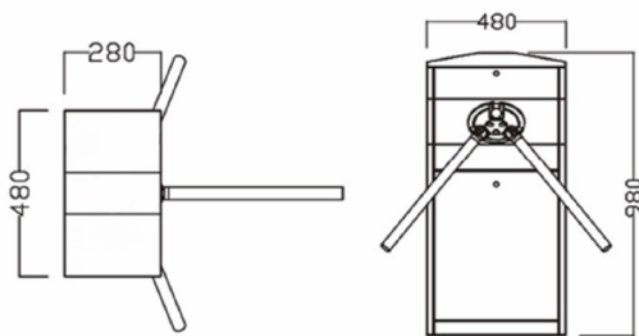


AUTOMATIC











| | |
|---------------------|--|
| Dimension | 480*280*980mm (standard) |
| Passage Width | 550mm (1.80ft) (standard) |
| Arm Length | 510mm (1.67ft) |
| Frame Material | 304 stainless steel (standard), 316 stainless steel, Powder coated |
| Mechanism | Automatic |
| Pass rate | 30-40 person/min |
| Power Supply | 100V-240V 50/60Hz |
| Drive Solenoid | DC 24V |
| Open Signal | Passive Relay (Dry Contact) |
| Communication | RS485 |
| Working Direction | Bi-directional(standard), Unidirectional |
| Emergency | Automatic drop arm after power failure |
| Working Temperature | -35°C ~ 60°C |
| Working Environment | Indoor and Outdoor |
| Relative Humidity | 95% Maximum |

- **LED ALERTS** Indicate traffic direction with highly-visible green arrows and red X icons. The front LED will keep green arrows shows that the lane is available. If the lane is not available, it can modify to be red X icons.
- **EMERGENCY EXIT** Functionality allows free passage in the event of an emergency. The arm will drop off when power outage. Manually reset when power is restored.
- **WORKING DIRECTION** Single directional or Bi-directional are optional.
- **AUTOMATIC RESET** Arms will lock automatically within 5s (adjustable) if a person delay to access.
- **ANTI-PASS BACK** The turnstile will stay in lock if someone wants to entry in the reverse direction.
- **ANTI-INTRUSION** the gate is locked automatically until a valid open signal is sent.
- **FAST UNLOCK** One there is a valid signal ,the gate will unlock within 0.2s (adjustable).
- **HYDRAULIC DAMPER** Equipped with a hydraulic shock absorber for less noise during operation.
- **MOLD DESIGN** The mechanism is mold design. The components are more precise. It can save more labor cost and easier to assemble.



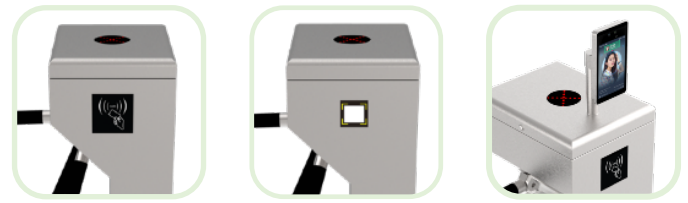
Our gates come with relay signals and RS485/RS232 interfaces. You can use your own access control system, or we can provide a complete access control system to you.

-  Remote control
-  RFID card
-  QR code/ barcode
-  Counter
-  Face recognition
-  Fingerprint recognition
-  Coin/ Card collection
-  Button

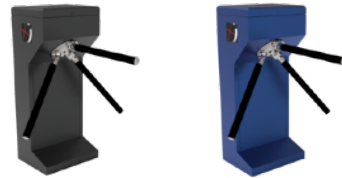


- Dimension: Can be made according to the client's site.
- The semi-automatic mechanism can be replaced with a fully automatic mechanism.
- Material: 304 stainless steel to 316 stainless steel (wet environment), or iron with powder coated. The outer paint finish can be colour coated to match the local environment.
- LED lights can be added.
- Mounting base can be added.
- Cutouts can be customized to fit any reader.
- LOGO can be customized.
- Customized 3D drawings are available based on the site photos.
- OEM& ODM service is available.

➤ Please check with sales for customization fees.



Cutouts can be customized to fit any reader.



Other colors available, RAL or RGB required.



Mounting base



- **Assisted passage:** Allows smooth passage by automatically opening and closing the gate, requiring no additional action from the user.
- **Quiet operation:** Extremely quiet mechanism ensuring user comfort and minimal acoustic disturbances in the surroundings.
- **Durability:** Solid construction and high-quality materials ensuring reliability and longevity even under heavy usage.

Automatic



www.bramkiobrotowe.eu



+48 25 758 76 43



office@cartpoland.pl