




# PRODUCT CATALOG

Tyre Killer

CP - L 2 8

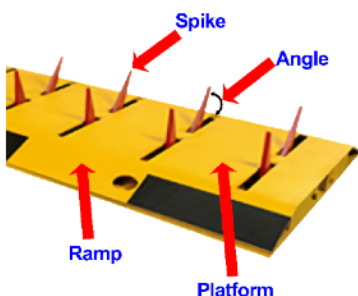




## Tyre Killer CP-L28

The tyre killers are used at public, commercial and private facilities for unauthorized vehicle access control, vehicular traffic management and regulation at different sites and adjacent areas.

The tyre killers are recommended for passenger transport facilities, approaches to sports facilities and government facilities, to be installed in front of school and universities, shops, hotels, shopping malls and office centers, health care facilities, at the approaches to cottages and cottage settlements, at central urban and historical sites, industrial and special facilities.

The tyre killers can be installed in conjunction with other traffic control and unauthorized access prevention equipment.



Surface mount type, basic structure is as the picture. Flush mount type doesn't have ramp.

Dimension	10(thickness)*150(rising height)mm
Wheel load	100 kN according to SLW60 – DIN 1072
Arm Length	510mm (1.67ft)
Available distance, by remote control	≤30 meters
Available distance, by console	≤100 meters
Operating temperature	-20 °C ~ 60 °C
Protection grade	IP 68
Material	A3 steel


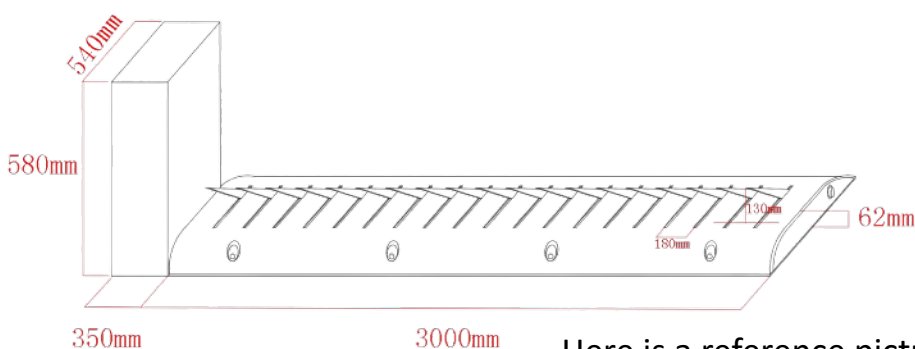
## Installation

### Arrangement of installation site

- Arrangement of installation site must comply with requirements of applicable regulations and standards.
- Installation area shall be fenced along perimeter with temporary security fencing or caution tape at the distance of 3 meters from the installation site.
- The appropriate warning signs shall be installed in front of the entrance to the installation site.
- Make sure that there are no underground utilities at the installation site!
- Keep outsiders away from the installation site!
- Safety regulations must be observed during installation!

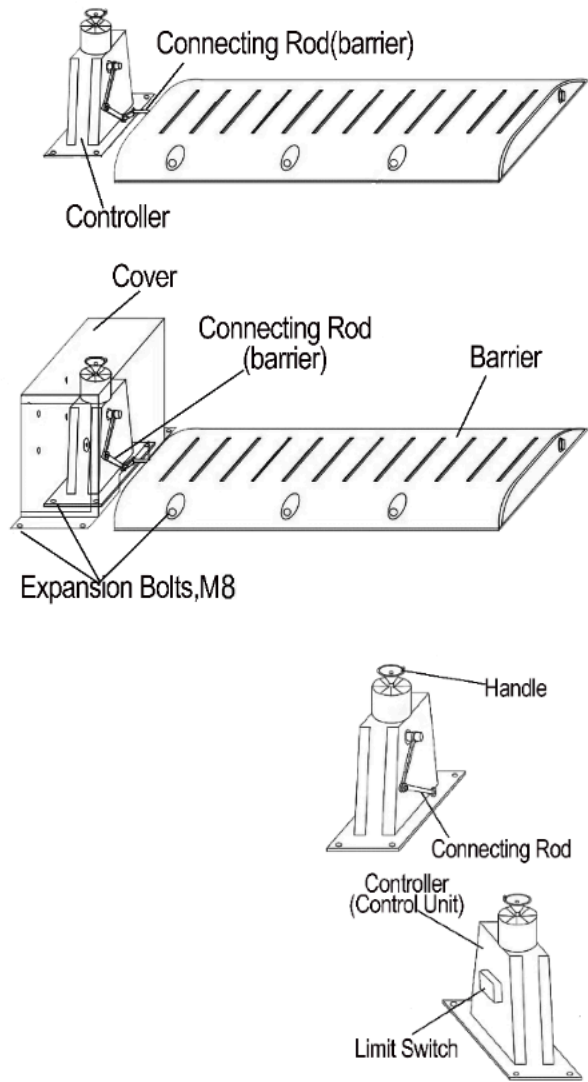
### Remark:

1. Power cord specification, 0.5 square, cross-sectional area is 0.5 square millimeters, and diameter is 0.798mm.
2. Power cord specification, 1.0 square, cross-sectional area is 1.0 square millimeters, and diameter is 1.13mm.
3. Controller includes motor, PCBA board and others.



Here is a reference picture, and the model is L28. Spike height is adjustable.

- Make sure of the tyre killer installation accuracy and attachment security prior to its connection.
- Take a close look at the hydraulic system and power supply connection diagrams as well as hydraulic unit and electronic control unit operation instructions.



CartPoland  
BramkiObrotowe.eu



[www.bramkiobrotowe.eu](http://www.bramkiobrotowe.eu)



+48 25 758 76 43



[office@cartpoland.pl](mailto:office@cartpoland.pl)